

AUDEX

INDUSTRIAL DEWATERING



The submersible pump designed for abrasive applications

Tel: 0114 229 3144
Fax: 0114 269 1499
Email: info@audexpumps.com
Online: www.audexpumps.com

11 Orgreave Close
Dore House Industrial Estate
Handsworth, Sheffield
S13 9NP, UK

About Audex Pumps



Audex ® submersible pumps have been developed for use in the toughest and most abrasive applications and environments. Specifically, they are in use by many of the world's largest aggregates and recycling companies, in the heaviest of industrial applications.

Audex submersible pumps are used in many industries including:

- Mining
- Quarrying
- Recycling
- Cement plants
- Industrial dewatering
- Ready-mix concrete plants

With many unique design features they are the submersible pump of choice for many operators in these fields. Their ability to withstand wear from abrasive, highly corrosive fluids is legendary.

Continuous Improvement & Product Development

- Continuing to work with clients to develop ever improved products and solutions is key to our future development.
- Our engineers, based in Sheffield, UK, are working on innovative designs to reduce costs and maintenance downtime.
- The close proximity of the Advanced Manufacturing Park, home to companies such as Boeing and Rolls Royce, gives a ready availability of access to leading technologies, all in compliance with the strictest environmental and safety standards.



Industries & Applications



Dewatering

Water can contain many different suspended solids, requiring different pump technology and different methods. That's why choosing a total solution for dewatering is key to ensuring successful, cost effective operations.

Audex while predominantly a clear water pumping solution has a robust grill on the inlet to the pump which allows for its use in conditions where normally submersible pumps would struggle. The overall design and build quality of Audex makes it stand the test of time in these harsh conditions, all the while providing you with a highly reliable and efficient solution.

Wash Plant Feed

Often mining and ore processing can unearth precious metals in trace amounts. By effectively washing the output of the operation higher profits can be obtained by isolating these desirable materials as well as other useful materials. Washing aggregates and ore mining by-products is essential for unlocking the full potential of any mining operation. The reliable and efficient management of water slurries which have a high solid content is therefore necessary for a profitable washing process.

Audex often is the pump of choice in a wash plant feed as the water source is usually reasonably clear water and Audex can provide a large volume reliably.

Water Treatment

Critical for the functioning of society today, water and sewage treatment requires durable technology to enable safe, reliable draining and pumping of water and waste.

A wide range of heavy duty Audex pumps exist to meet every need within the water treatment industry allowing for extremely reliable and cost effective solutions.

Audex pumps however are not suited for heavy duty sludge and so are often used in tandem with other pumps for the handling of raw sewage and sludge pumping.

Sump Pumps

Sumps are often found in wash plants and machinery pits and the collected water often contains a mixture of solids and a relevant pump is required for the level of solid content.

Sump pumps have to deal with the harsh conditions arising from a mixture of machinery run off, ground water and general drainage water. These sumps quickly fill with silt which needs to be removed with the water in order to keep the sump operational. For these reasons a ruggedly designed pump with features to deal with a variety of different solid content for a reliable and long term solution is required. Which type and brand of pump depends on the size of the application however for near clear water condition an Audex is an excellent choice.

AM Series

Audex AM Series Dewatering Pumps

The AM series of pumps offer a huge range of products to meet even the most demanding of applications.

These pump sets are built to very high standards and have been designed with a clear focus on reliability, efficiency and durability and are available in diesel or electric drive configurations. All pumps can be provided as open skid mounted units or built up complete with a high specification acoustic enclosure. They feature very simple and user friendly control stations which show important information in a clear and simple layout.

They can be offered with a choice of engines including Perkins and Caterpillar depending on customer preference. Custom built units are available, please contact your distributor regarding your requirements.



Further Information

- Meet latest emissions regulations
- Excellent fuel efficiencies
- Very heavy duty construction
- Modular construction for ease of maintenance
- Maximum flow rates of up to 6500m³/hr
- Maximum heads of up to 210m
- Diesel and electric pump sets
- Custom built pumps available
- Full bunded unit for environmental protection
- Reliable vacuum priming system
- Very user friendly and robust control panel for ease of operation
- Unique run-dry mechanical seal for maximum service life

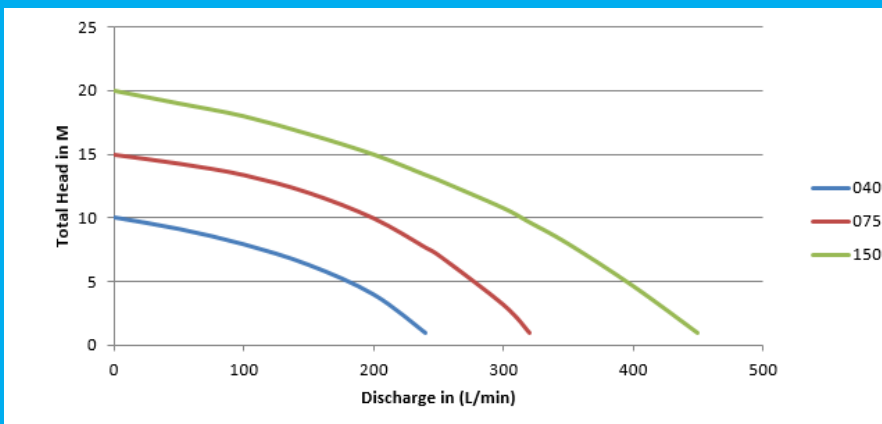


AL Series

AL Discharge Size - NPT, BSPT or HOSE

MODEL	MOTOR		CURRENT	DIMENSIONS		STRAINER	WEIGHT
	kW	ph	Amps	H	W	HOLE SIZE	kg
AL 2-040 110V	0.4	1	5	329	184	6	12.5
AL 2-040 230V	0.4	1	3	329	184	6	12.5
AL 2-040 415V	0.4	3	1.1	329	184	6	12.5
AL 2-075 110V	0.75	1	10	356	184	6	14
AL 2-075 230V	0.75	1	5.4	356	184	6	14
AL 2-075 415V	0.75	3	1.7	356	184	6	14
AL 2-150 110V	1.5	1	20	432	225	6	23.6
AL 2-150 230V	1.5	1	12	432	225	6	23.6
AL 2-150 415V	1.5	3	4	432	225	6	23.6

AL Pump Graph



Further Information

- Stainless steel outer casing, stator casing, strainer, shaft and hardware for maximum corrosion resistance.
- Hardened cast iron (A.L. - 040/075) and hi chrome semi open abrasive resistant impeller (A.L. - 150).
- Double silicon carbide/silicon carbide and carbon/ceramic mechanical seals.
- External oil seal for added protection against abrasives.
 - Cast iron suction diffuser.
 - Automatic on/off/on thermal.
 - Class F motor insulation.
 - Hi-torque single phase split capacitor motor design.
- 10m of power cable with plug and strain relief.
- Built-in float option available.



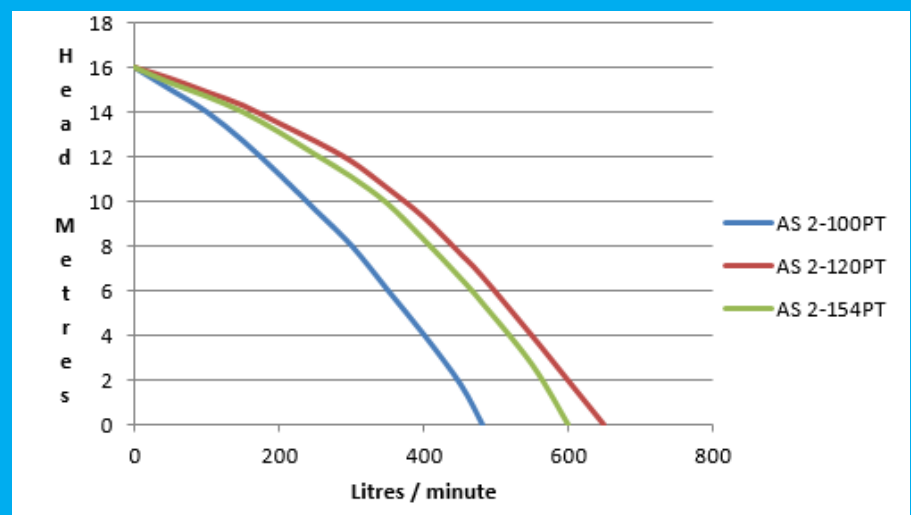
2 Inch Series



2 Inch Discharge Size - NPT, BSPT or HOSE

MODEL	MOTOR		CURRENT AMPS		DIMENSIONS		STRAINER	WEIGHT
	kW	ph	10 230v 30 400v		H	W	HOLE SIZE	kg
AS 2-100 PT	1	3	2.3		419	159	6.3	16
AS 2-100 PS	1	1	10		426	159	6.3	18
AS 2-120 PT	1.5	3	3.9		432	159	6.3	18
AS 2-154 PT	1.5	3	4.4		641	191	6.3	28
AS 2-154 PS	1.5	1	12		667	191	6.3	35

2 Inch Pump Graph



Further Information

- Epoxy coated Aluminum Outer Casing
- Epoxy coated Extruded Aluminum Stator Casing
- Nitrile Rubber– Lined Diffuser. Polyurethane optional.
- Shaft: 431 Stainless Steel
- Hardware: 304 Stainless Steel
- Impeller: Nitride Hardened 410SS to 56HRC is standard.
- pH Range: 5 - 8

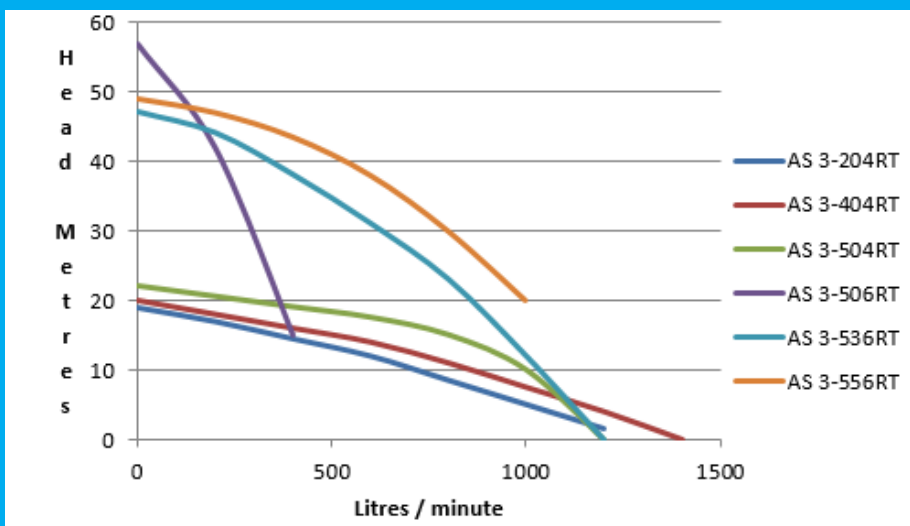


3 Inch Series

3 Inch Discharge Size - NPT, BSPT or HOSE


MODEL	MOTOR		CURRENT AMPS		DIMENSIONS		STRAINER	WEIGHT kg
	kW	ph	10 30	230v 400v	H	W	HOLE SIZE	
AS 3-204 RT	2.2	3	5.5		667	191	6	35
AS 3-204 R/S	2.2	1	19		724	191	6	40
AS 3-404 RT	3	3	5.5		699	191	6	36
AS 3-504 RT	3.7	3	8.1		640	276	25 x 6	50
AS 3-506 RT	3.7	3	8.1		640	276	6	52
AS 3-536 RT	5.5	3	12.5		725	276	6	61
AS 3-556 RT	7.5	3	16		750	276	6	67

3 Inch Pump Graph



Further Information

- Epoxy coated Extruded Aluminum Outer Casing & Stator Casing
- Nitrile Rubber– Lined Diffuser/Wear plate. Polyurethane Optional.
 - Shaft: 431 Stainless Steel
- Hardware: 304 Stainless Steel
- Impeller: Nitride Hardened 410SS to 56HRC is Standard.
 - pH range 5 - 8



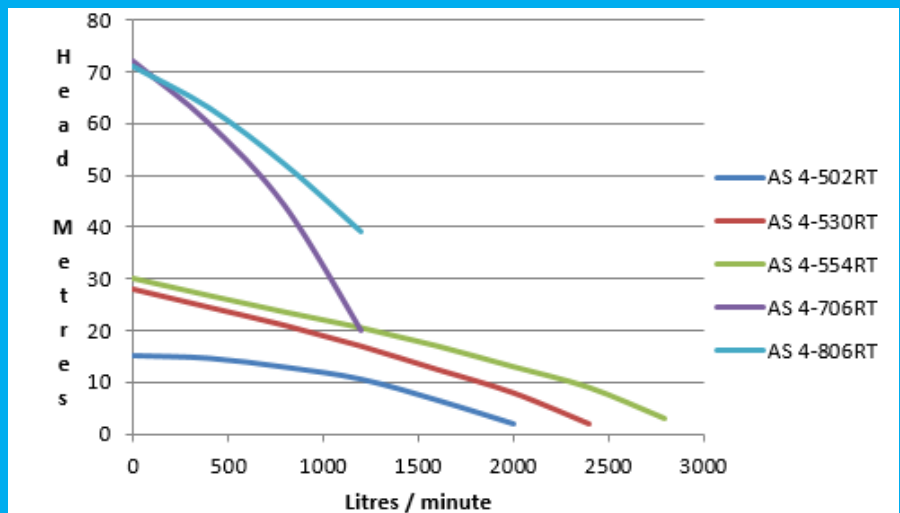
4 Inch Series



4 Inch Discharge Size - NPT, BSPT or HOSE

MODEL	MOTOR		CURRENT AMPS	DIMENSIONS		STRAINER	WEIGHT
	kW	ph		H	W	HOLE SIZE	
AS 4-502 RT	3.7	3	8.1	640	276	25 x 6	50
AS 4-530 RT	5.5	3	12.5	725	276	30 x 9.5	59
AS 4-554 RT	7.5	3	16	750	276	30 x 9.5	64
AS 4-706 RT	12	3	25	845	360	10	140
AS 4-806 RT	19	3	39	915	400	10	186

4 Inch Pump Graph



Further Information

- Epoxy coated Aluminum Outer Casing
- Epoxy coated Extruded Aluminum Stator Casing
- Nitrile Rubber– Lined Diffuser/Wear plate. Polyurethane Optional.
- Shaft: 431 Stainless Steel
- Hardware: 304 Stainless Steel
- Impeller: Nitride Hardened 410SS to 56HRC is Standard.
- pH Range 5 - 8

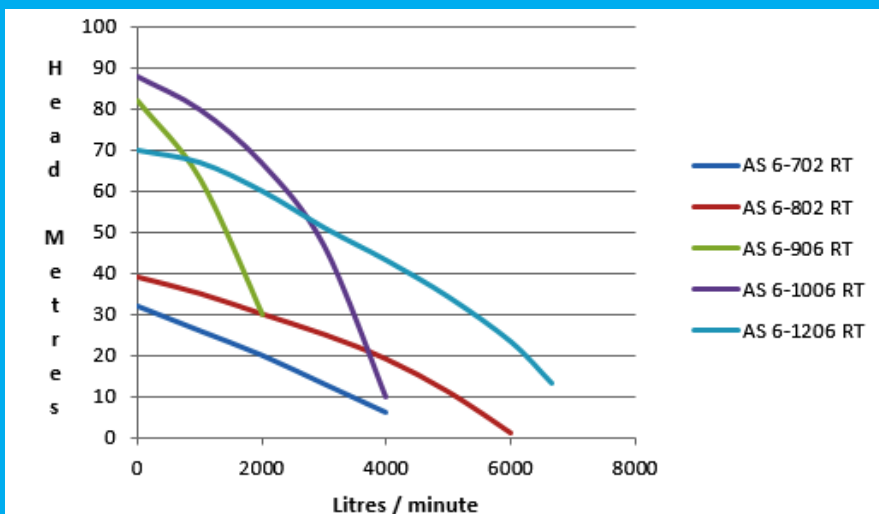


6 Inch Series

6 Inch Discharge Size - NPT, BSPT or HOSE

MODEL	MOTOR		CURRENT AMPS	DIMENSIONS		STRAINER	WEIGHT
	kW	ph		H	W		
SLIMLINE			400v			HOLE SIZE	kg
AS 6-702 RT	12	3	25	845	360	25.5 x 5	127
AS 6-802 RT	19	3	39	915	400	25.5 x 10	180
AS 6-906 RT	26	3	51	1029	400	10	238
AS 6-1006 RT	37	3	62	1055	400	13	385
AS 6-1206 RT	55	3	105	1538	776	15 x 45	600

6 Inch Pump Graph



Further Information

- Epoxy coated Steel Outer Casing
 - Aluminum Stator Casing
- Nitrile Rubber– Lined Diffuser/Wear plate.
 - Shaft: 431 Stainless Steel
 - Hardware: 304 Stainless Steel
- Impeller: Nitride Hardened 410SS to 56HRC is Standard.
 - pH Range 5 - 8



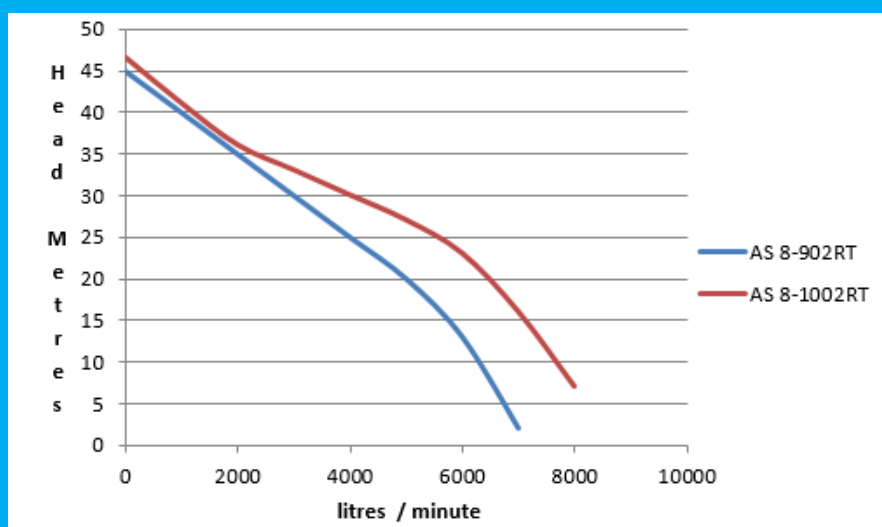
8 Inch Series



8 Inch Discharge Size - NPT, BSPT or HOSE

MODEL	MOTOR		CURRENT AMPS 400v	DIMENSIONS		STRAINER HOLE SIZE	WEIGHT kg
	kW	ph		H	W		
AS 8-902 RT	26	3	51	1029	400	25.5 x 10	232
AS 8-1002 RT	37	3	62	1055	400	25.5 x 10	248

8 Inch Pump Graph



Further Information

- Epoxy coated Steel Outer Casing
- Aluminum Stator Casing
- Nitrile Rubber– Lined Diffuser/Wear plate.
- Shaft: 431 Stainless Steel
- Hardware: 304 Stainless Steel
- Impeller: Nitride Hardened 410SS to 56HRC is Standard.
- pH Range 5 - 8



10 Inch Series

10 Inch Discharge Size - NPT, BSPT or HOSE

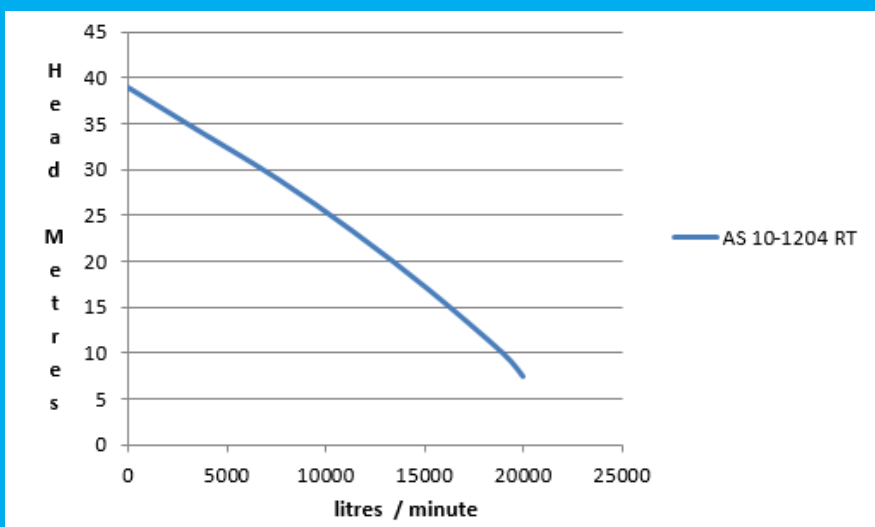
MODEL	MOTOR		CURRENT AMPS	DIMENSIONS		STRAINER	WEIGHT
SLIMLINE	kW	ph	400v	H	W	HOLE SIZE	kg
AS 10-1204RT	55	3	105	1538	776	15 x 45	600

Our 10 Inch series pump arrives in the second half of 2015

Further Information

- Epoxy coated Steel Outer Casing
- Aluminum Stator Casing
- Nitrile Rubber– Lined Diffuser/Wear plate.
- Shaft: 431 Stainless Steel
- Hardware: 304 Stainless Steel
- Impeller: Nitride Hardened 410SS to 56HRC is Standard.
 - pH Range 5 - 8

10 Inch Pump Graph



Seal Protection Device



Here at Audex we strive to bring fresh ideas and products to the market that help our customers maintain a competitive edge.

The Audex Seal Protection Device does exactly that. Available as an extra on any Audex pump, this device is guaranteed to save you money and time. The Audex Seal Protection Device turns the pump off as soon as it senses any moisture behind the first seal. The red light indicates a seal failure and the pump is automatically turned off.

This removes the risk of the second seal failing and the motor burning out which would clearly result in a costly pump rebuild. Therefore you only have to replace a low cost seal rather than expend thousands on a new pump or refurbishment.

Furthermore, the pump is only likely to be out of action for a matter of hours. Contrast this with the possibilities of a long and costly repair project or long lead time on a new pump.

AUDEX

INDUSTRIAL DEWATERING

The submersible pump
designed for abrasive applications

AUDEXPUMPS.COM



United Kingdom Distributor

Atlantic Pumps, 11 Orgreave Close, Dore House Industrial Estate, Handsworth, Sheffield, S13 9NP

T: 0114 229 3144 F: 0114 269 1499 W: atlanticpumps.co.uk E: info@atlanticpumps.co.uk